




合和 **HH** 酒店

HOPEWELL HOTEL

HOPEWELL HOTEL

EVENT AT HOPEWELL HOTEL

15 KENNEDY ROAD, WAN CHAI, HONG KONG



THE HEART OF WAN CHAI

- Strategically located in the heart of Wan Chai - the centre of Hong Kong Island
- Bringing business, conventions & exhibitions, celebrations & gatherings, quality living, dining, shopping and leisure, all in one place
- Hong Kong International Airport 40-minute Drive



ACCESSIBILITY

- Wan Chai MTR station: 3-minute walk with designated exit to Hopewell Centre
- Hong Kong Convention and Exhibition Centre: 10-minute walk
- Wan Chai Ferry Pier: 15-minute walk
- Airport Express line (Hong Kong MTR station): 8-minute drive
- Hong Kong International Airport: 40-minute drive









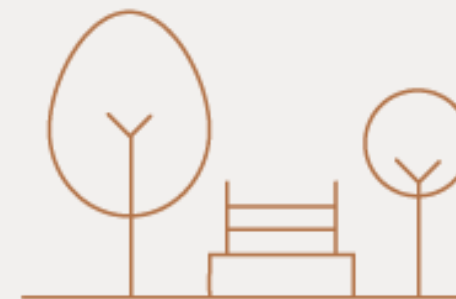
1,000 Guestrooms

Wide range of room types to best suit your needs



+30,000m²

Shopping mall with wide varieties of shops and restaurants under the same complex



+6,000m²

Greenery park next to hotel



+6,500m²

Function space, all column-free



+400

Parking space and valet parking service with designated guest drop-off and pick-up areas



Designated MTR Exit

Wan Chai MTR Station

THE IDEAL VENUE

FOR ALL KINDS / VERSATILE EVENT HUB



MEETINGS & CELEBRATIONS

Located in the heart of Wan Chai, the brand new **Hopewell Hotel** puts you in the centre of it all.

Whether you're planning an intimate family gathering or a major conference, our column-free and flexible event spaces offer you a wide choice of size, configuration and views of the Victoria Harbour, the hills and the bustling Wan Chai district.

GRAND BALLROOM



CRYSTAL COURT



EMERALD PAVILION /
PEARL PAVILION



SUMMIT VIEW 58



SALONS



L58

Summit View 58

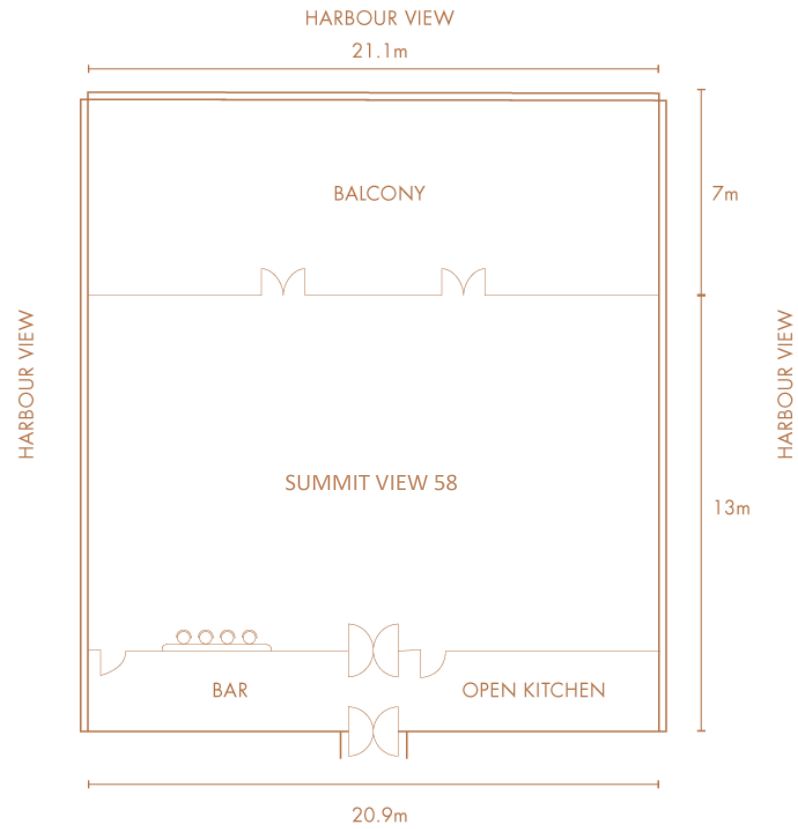


Guests or event planners can choose to hold your/clients' events at Summit View 58 on the highest floor of the hotel where you can enjoy the most breath-taking view of Victoria Harbour.

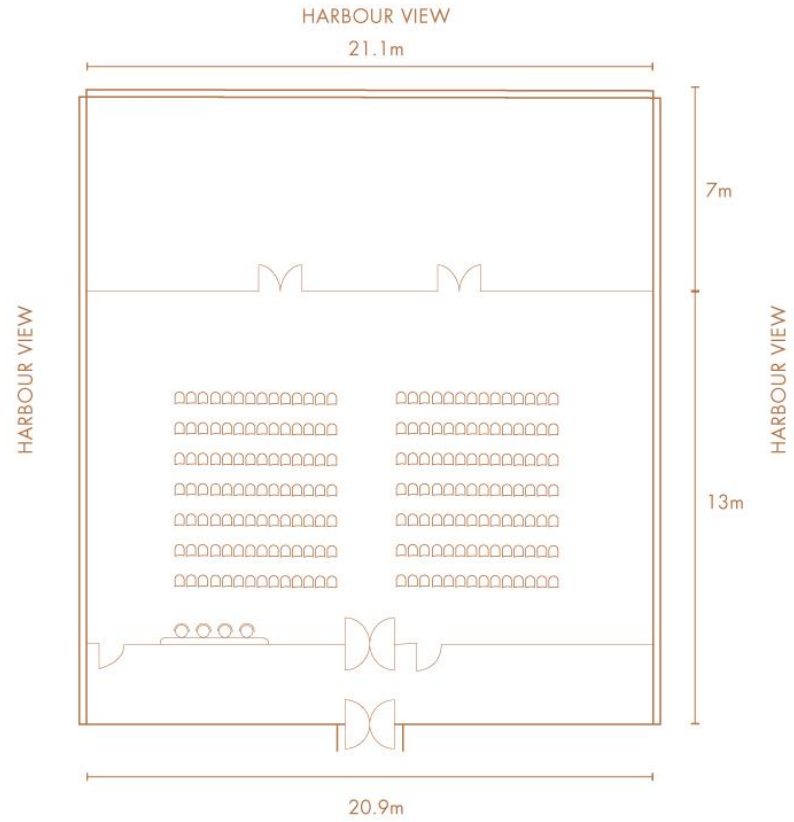
Located on the 58th floor, the design of Summit View 58 is based on British elegance and beauty, guests can overlook a completely unobstructed 180-degree view of the Victoria Harbour and the green mountain scenery. This unique venue can accommodate up to 140 persons banquet.

Regardless of day or night, Summit View 58, with its unique decoration and beautiful scenery, will definitely give you and your guests a "Wow!" and memorable moments that will be remembered in their hearts.

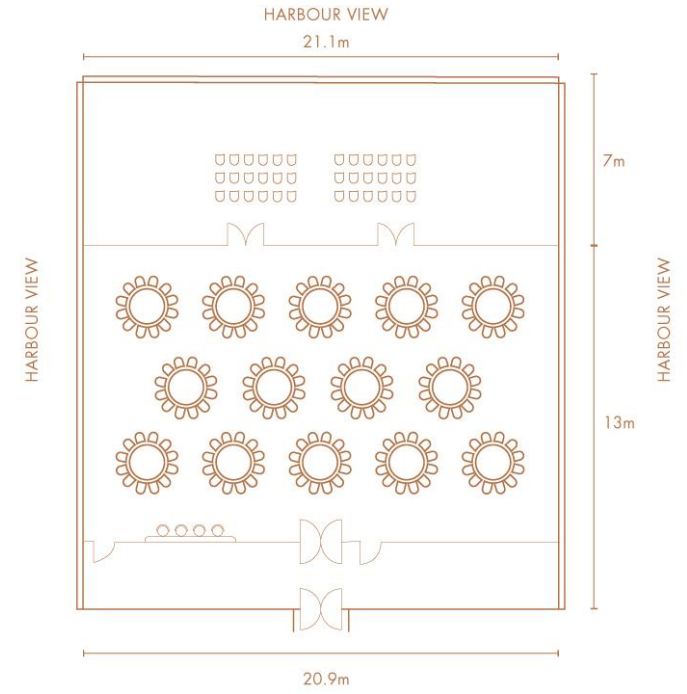
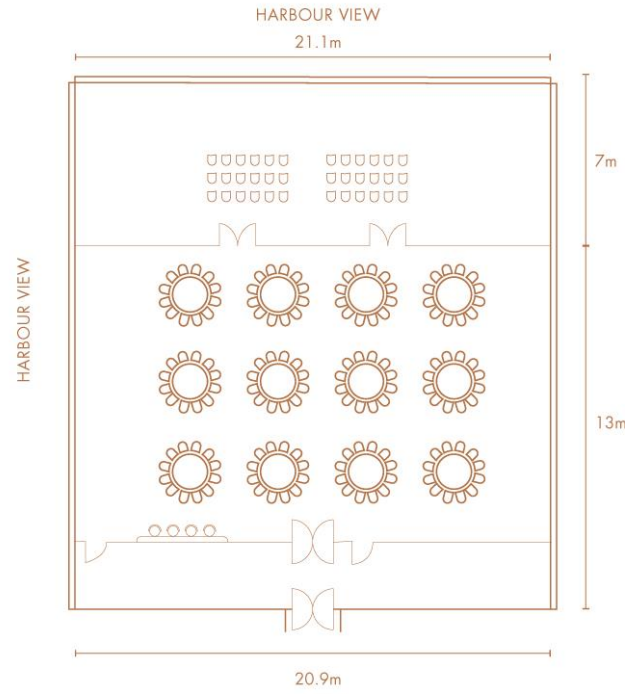
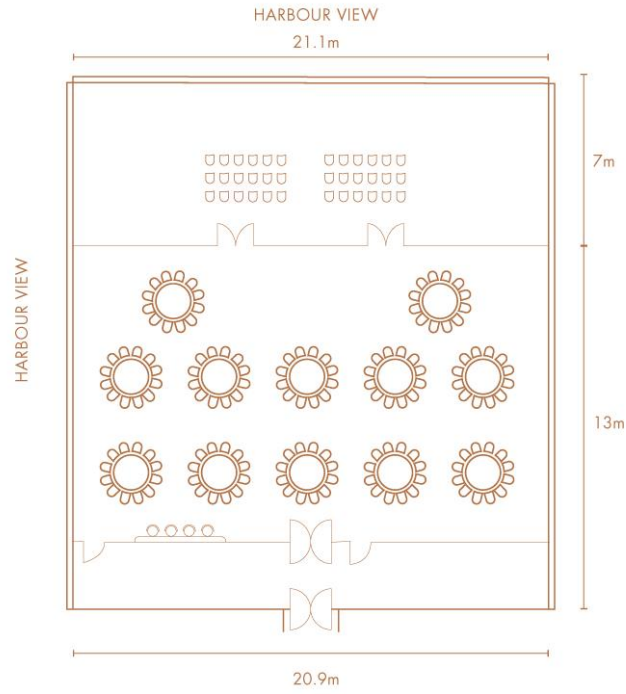




| Venue | Ceiling Height | Floor Area | | Dimensions (m) | Theatre | Banquet | |
|----------------|----------------|------------|----------|-------------------|---------|----------|---------|
| | (m) | (sq.m.) | (sq.ft.) | | | (person) | (table) |
| Summit View 58 | 4.5 | 340 | 3,660 | 20.8 x 16 | 140 | 144 | 12 |
| Balcony | - | 148 | 1,589 | 21.1 x 7 | - | - | - |



| Venue | Ceiling Height | Floor Area | | Dimensions (m) | Theatre | Banquet | |
|----------------|----------------|------------|----------|-------------------|---------|----------|---------|
| | (m) | (sq.m.) | (sq.ft.) | | | (person) | (table) |
| Summit View 58 | 4.5 | 340 | 3,660 | 20.8 x 16 | 140 | 144 | 12 |
| Balcony | - | 148 | 1,589 | 21.1 x 7 | - | - | - |



| Venue | Ceiling Height (m) | Floor Area | | Dimensions (m) | Theatre | Banquet | |
|----------------|-----------------------|------------|----------|-------------------|---------|----------|---------|
| | | (sq.m.) | (sq.ft.) | | | (person) | (table) |
| Summit View 58 | 4.5 | 340 | 3,660 | 20.8 x 16 | 140 | 144 | 12 |
| Balcony | - | 148 | 1,589 | 21.1 x 7 | - | - | - |